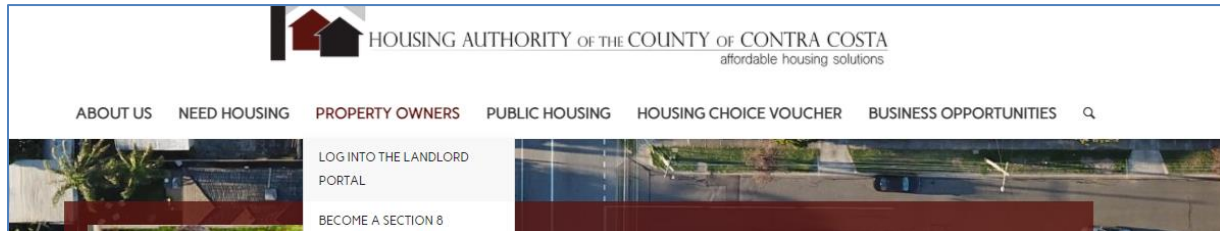


Landlord Portal Account Setup

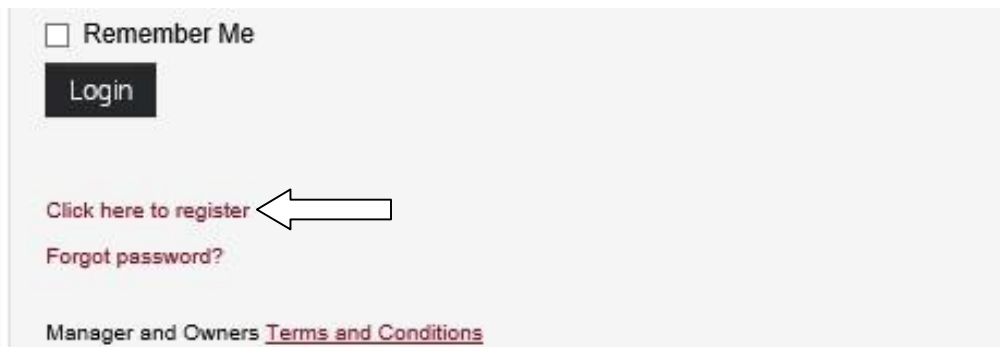
1. Go to <http://www.contracostahousing.org> and click on “Property Owners” then “Log into the Landlord Portal” (see below)



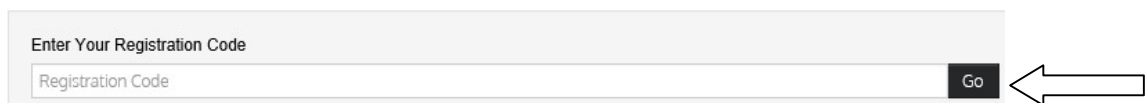
2. Click on “Landlord Login” (see below)



3. Click on “Click Here To Register” (see below)



4. Enter your Registration Code starting 3036-L (plus your owner/vendor code. Example, if your owner code is 56789, then your Registration code would be 3036-L56789) and click on “Go” (see below)



Follow the rest of the instructions to complete the account setup

Now that your user account is setup, at anytime, you can log in to view transactions or to update your personal information. Just follow Steps 1 and 2.